

## High Pressure Screw Type Coupling

**Series**  
SH (metal seal)  
SM (polymer seal)



# Screw Type Coupling • Series SH



## Applications:

Jumpers, umbilical terminations, manifolds, SDUs, hose extension, surface or diver operated

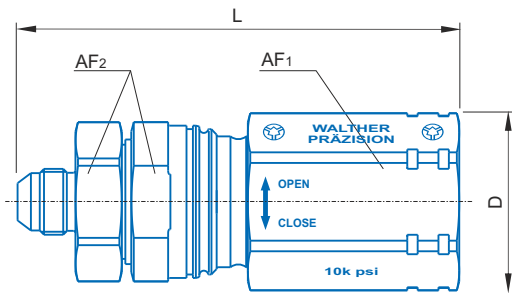

## Features:

- Version -Y44 for hose extension; version -Y45 for panel mounting
- Connect, disconnect under pressure
- Suitable for water based hydraulic fluids and chemical injection
- Design life: 25 Years
- Dual sealing, all primary seals metallic
- Metal seals for unlimited number of connections
- Generous “lead-in” of locking sleeve ensures easy and trouble free mating under poor visibility
- Low connection torque due to low friction thread
- Optional non-interchangeable coding available
- Pressure tight protection plugs / caps available

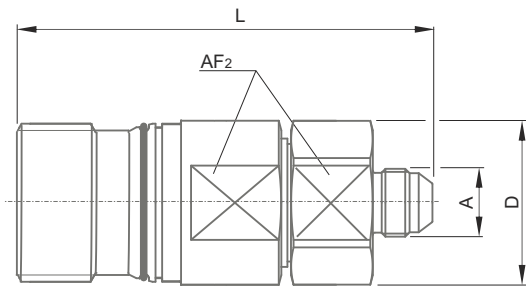
## Material:

Stainless Steel 1.4404 (AISI 316 L), bronze, duplex, Nitronic 50, Hiduron

### Hose extension -Y44



Adaptor (male half), subsea side

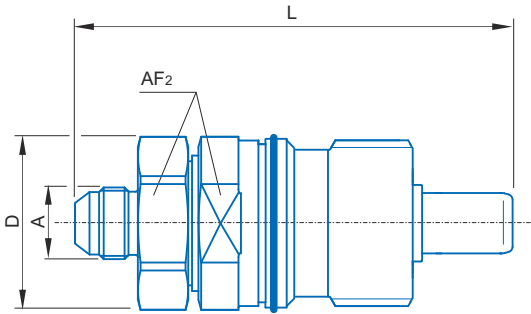


Coupling (female half), retrievable

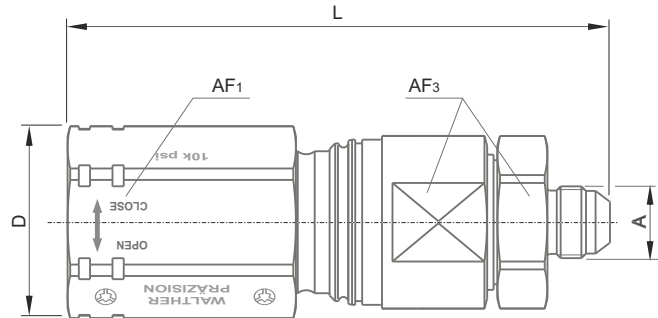
Nom. Bore [mm]	Type		L [mm]	D [mm]	AF1 [mm]	AF2 [mm]	Working pressure rating [psi]	Cv value	Recommended connection torque [Nm]	A End connection e.g.
6	SH-006-0-LH014-AADW-Y44 SH-006-2-LH014-AADW-Y44	Coupling Adaptor	84 100,4	33,5 33,5	— 34	30	10.000	0,6	65	JIC # 6
10	SH-010-0-LH019-AADD-Y44 SH-010-2-LH019-AADE-Y44	Coupling Adaptor	116,8 137,4	46 51,2	— 46	41	10.000	1,5	130	JIC # 8
16	SH-016-0-LH027-AABC-Y44 SH-016-2-LH027-AABD-Y44	Coupling Adaptor	126,8 155	55 66,9	— 60	46	10.000	4,6	250	JIC # 12

# Screw Type Coupling • Series SH

## Panel Mounting -Y45

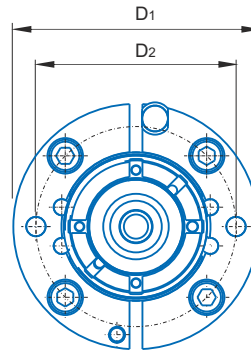
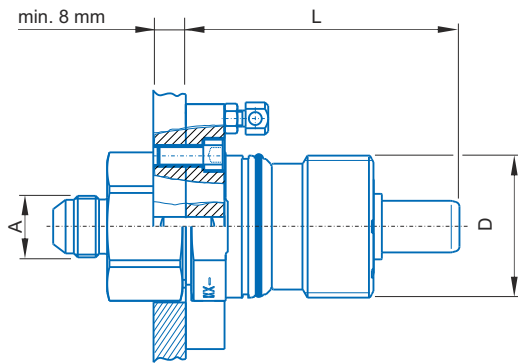


Adaptor (male half), subsea side



Coupling (female half), retrievable

## Bracket for bulkhead mounting



Nom. Bore [mm]	Type		L [mm]	D [mm]	D1 [mm]	D2 [mm]	AF1 [mm]	AF2 [mm]	AF3 [mm]	Working pressure rating [psi]	CV value	Recommended connection torque [Nm]	A End connection e.g.
6	SH-006-0-LH014-AAEQ-Y45	Coupling	110,8	37,7	—	—	34	—	30	10.000	0,6	65	JIC # 6
	SH-006-2-LH014-AAEO-Y45	Adaptor	93,6	33,5	—	—	—	30	—				JIC # 6
	SH-006-B-00001-01-Y45	Bracketed	—	—	67	54	—	—	—				—
10	SH-010-0-LH019-AADY-Y45	Coupling	154,9	51,2	—	—	46	—	41	10.000	1,5	130	JIC # 8
	SH-010-2-LH019-AADK-Y45	Adaptor	125,9	46	—	—	—	41	—				JIC # 8
	SH-010-B-00001-01-Y45	Bracketed	—	—	76	62	—	—	—				—
16	SH-016-0-LH027-AABE-Y45	Coupling	175,1	66,9	—	—	60	—	46	10.000	4,6	250	JIC # 12
	SH-016-2-LH027-AABD-Y45	Adaptor	136,5	55	—	—	—	46	—				JIC # 12
	SH-016-B-00001-01-Y45	Bracketed	—	—	85	71	—	—	—				—

# Screw Type Coupling • Series SM



## Applications:

For umbilical bundling and testing in factory use SM-003

For umbilical testing in production and temporary subsea use SM-004, SM-H04

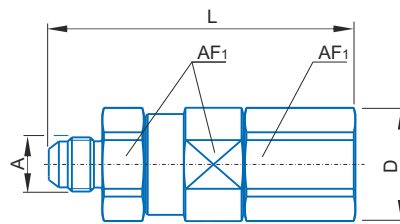
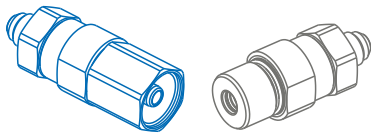
## Features:

- Connect / disconnect under pressure
- Suitable for water based hydraulic fluids and chemical injection
- Elastomeric, polymeric seals
- Generous “lead-in” of locking sleeve ensures positive trouble free make-up under poor visibility
- Low connection force due to low friction thread
- Protection plugs / caps available

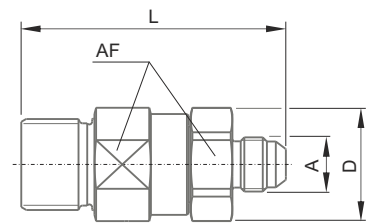
## Material:

Stainless Steel 1.4404 (AISI 316 L), bronze, duplex, Nitronic 50

### for Pressure Testing During Production



Adaptor (male half)



Coupling (female half)

Nom. Bore [mm]	Type		L [mm]	D [mm]	AF1 [mm]	AF2 [mm]	Working Pressure Rating [psi] connected	Cv value	Recommended connection torque [Nm]	A End connection e.g.
3	SM-003-0-LH014-AAAA	Coupling Adaptor	32,4	15,5	13	–	1.500	0,12	3	JIC#6
	SM-003-2-LH014-AAAB		36,4	14,3	–	14				
4	SM-004-0-LH014-AAAA	Coupling Adaptor	69,8	29,9	27	27	10.000	0,57	30	JIC#4-6
	SM-004-2-LH014-AAAB		80,9							
4	SM-H04-0-AM514-AAAA	Coupling Adaptor	71,1	29,9	30	–	15.000	0,57	30	Autoclave
	SM-H04-2-AM514-AAAB		82,5							

© WALTHER-PRÄZISION • Subject to modifications, errors excepted • 1037 / A / 500

## Stabplates to connect multiple lines by ROV or manually



ROV stab plates  
Type 91561  
also available with HFL, fully assembled



Workover stabplates  
Type 91553

## WALTHER-PRÄZISION Carl Kurt Walther GmbH & Co. KG

Hausadresse / Head office:

Westfalenstrasse 2  
42781 Haan, Germany

T +49 (0) 21 29 567-0  
F +49 (0) 21 29 567-450

Postadresse / Postal address:

PF / P.O. Box 420444  
42404 Haan, Germany

E info@walther-praezision.de  
W www.walther-praezision.de



Choose the Original  
Choose Success!



**WalCoDo**<sup>®</sup>  
WALTHER CONNECTING & DOCKING