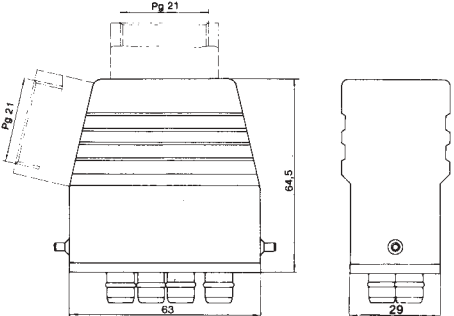
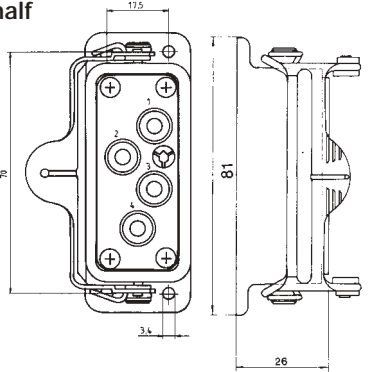
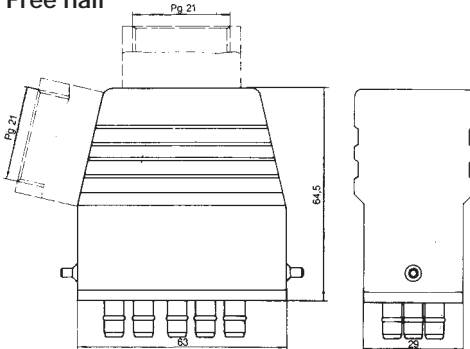
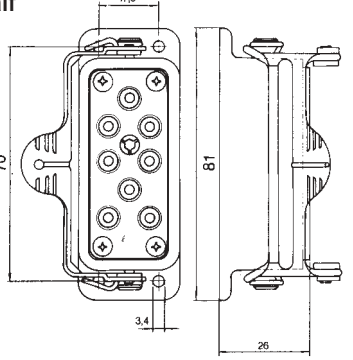


Please note the technical data on pages 2-7 and the max. working pressure on page 89

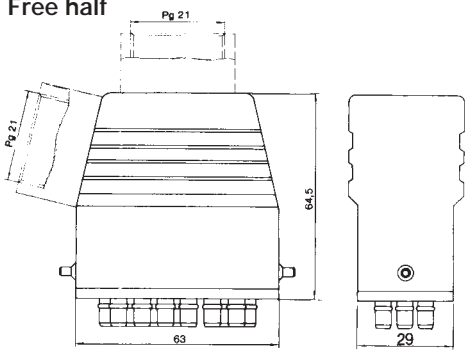
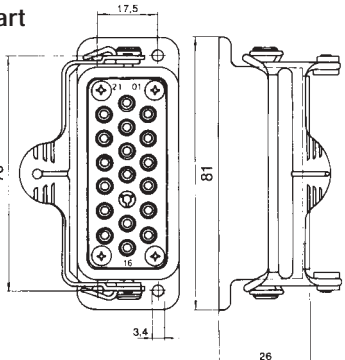
Availability: ● Short   ● Medium   ○ Long

	Number of elements	n.b.	Part No.	End connections	Weight [g]
<b>Free half</b> 	4	4	90405-1-LT016-31-1-Z13-AN	Quick push connection for hose od 6 mm id 4 mm straight and inclined entry	● 290
<b>Fixed half</b> 	4	4	90405-4-FT016-31-1-Z10-AN	Quick push connection for hose od 6 mm id 4 mm	● 150
<b>Materials:</b> carrier plates: Aluminium anodized elements: brass nickel-plated		quick push connections: brass passivated housing: light alloy hammergrey enamel Seals: NBR, low friction			

<b>Free half</b> 	8	2	90405-1-LT019-31-1-Z13-AO	Quick push connection for hose od 4 mm id 2 mm straight and inclined entry	● 280
<b>Fixed half</b> 	8	2	90405-4-FT019-31-1-Z10-AO	Quick push connection for hose od 4 mm id 2 mm	● 140
<b>Materials:</b> carrier plates: Aluminium anodized elements: brass nickel-plated		quick push connections: brass passivated housing: light alloy hammergrey enamel Seals: NBR, low friction			

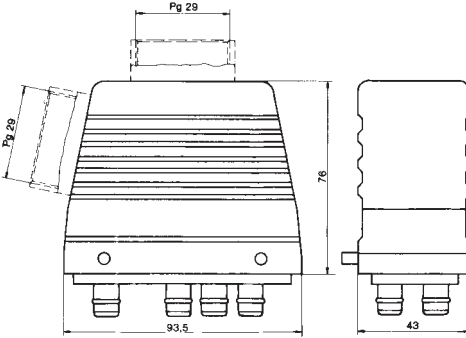
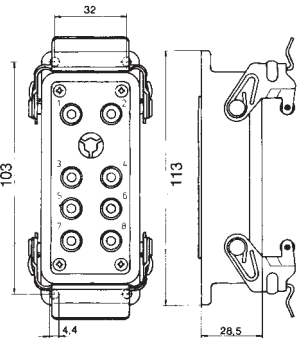
Please note the technical data on pages 2-7 and the max. working pressure on page 89

Availability: ● Short ○ Medium ○ Long

	Number of elements	n.b.	Part No.	End connections	Weight [g]	
<b>Free half</b>  <b>Fixed part</b> 	18	2	90405-1-LT001-PA-1-Z13-AA	Push ferrule connection for hose od 4 mm id 2 mm straight and inclined entry Standard:	● 240	
	18	2	90405-1-LT001-PA-1-Z13-AB	pattern U1:		
	18	2	90405-1-LT001-PA-1-Z13-AC	pattern U2:		
		18	2	90405-4-FT002-PA-0-Z10-AA	Push ferrule connection for hose od 4 mm id 2 mm straight and inclined entry Standard:	● 110
		18	2	90405-4-FT002-PA-0-Z10-AB	pattern U1:	
		18	2	90405-4-FT002-PA-0-Z10-AC	pattern U2:	

Materials:  
carrier plates: Polyamide 6.6, 30 % glas fibre reinforced  
plug elements: brass, nickel-plated

housings: light alloy, hammergey enamel  
seals: NBR, low friction  
Ferrules for push-ferrule-connections must be ordered separately.

<b>Free half</b>  <b>Fixed half</b> 	8	4	90408-1-LT006-PA-1-Z19-AF	Quick push connection for hose od 6 mm id 4 mm carrier plates made of Polyamide straight and inclined end	● 440
	8	4	90408-1-LT006-31-1-Z19-AF	carrier plates made of anodized Aluminium straight and inclined end	● 520
	8	4	90408-4-FT006-PA-1-Z01-AF	Quick push connection for hose od 6 mm id 4 mm carrier plates made of Polyamide	● 210
	8	4	90408-4-FT006-31-1-Z01-AF	carrier plates made of anodized Aluminium	● 310

Materials:  
carrier plates: Polyamide 6.6, 25 % glas fibre reinforced or Aluminium anodized  
plug elements: brass, nickel-plated

quick push connections: brass passivated  
housings: light alloy, hammergey enamel  
seals: NBR, low friction

Please note the technical data on pages 2-7 and the max. working pressure on page 89

Availability: ● Short   ● Medium   ○ Long

	Number of elements	n.b.	Part No.	End connections	Weight [g]
<b>Free half</b>  <b>Fixed half</b> 	20	3	90408-1-LT001-PA-1-Z19-AA	Quick push connection for hose od 4 mm id 2 mm carrier plates made of Polyamide straight and inclined entry	● 460
	20	3	90408-1-LT001-31-1-Z19-AA	carrier plates made of Aluminium straight and inclined entry	● 520
	20	3	90408-4-FT001-PA-1-Z01-AA	Quick push connection for hose od 4 mm id 2 mm carrier plates made of Polyamide	● 240
	20	3	90408-4-FT001-31-1-Z01-AA	carrier plates made of Aluminium	● 300
<b>Materials:</b> carrier plates: Polyamide 6.6, 30 % glas fibre reinforced or Aluminium anodized plug elements: brass, nickel-plated			<b>quick push connections:</b> brass passivated <b> housings:</b> light alloy, hammergey enamel <b> seals:</b> NBR, low friction		

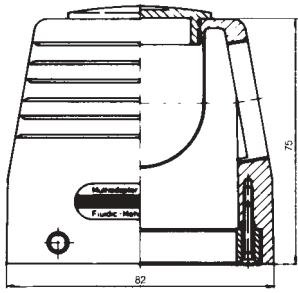
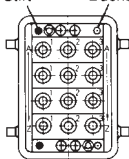
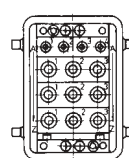
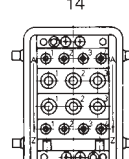
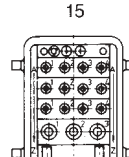
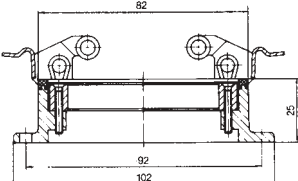
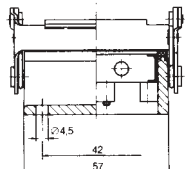
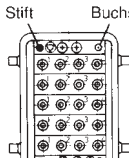
<b>Free half</b>  <b>Fixed half</b> 	20	3	90408-1-LT002-PA-1-Z19-AA	Push ferrule connection for hose od 6 mm id 4 mm straight and inclined entry. In case of inclined entry only 17 connections are useable	● 510
	20	3	90408-4-FT002-PA-0-Z01-AA	Push ferrule connection for hose od 6 mm id 4 mm	● 280
<b>Materials:</b> carrier plates: Polyamide 6.6, 30 % glas fibre reinforced plug elements: brass, nickel-plated			<b> housings:</b> light alloy, hammergey enamel <b> seals:</b> NBR, low friction Ferrules for push-ferrule-connections must be ordered separately.		

**Spezial versions:**  
spezial codings  
with fluidical and electrical  
elements on request

**Materials:**  
Carrier plates free half: Polyamide PA 6.6, 25 % glass fibre reinforced  
Carrier plates fixed half: Trogamid TG 35  
Retaining bar: Z 410 nickel-plated  
Thru Type Adaptors: brass nickel-plated  
Quick push connections: brass passivated  
Coding pins and bushes: stainless steel 1.4305  
Housing: light alloy, hammergrey enamel  
Seals: NBR, low friction

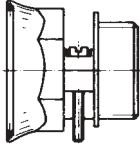

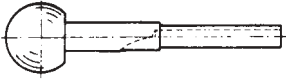
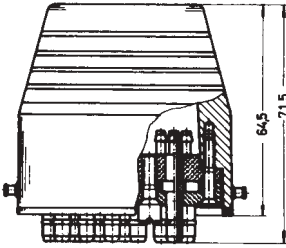
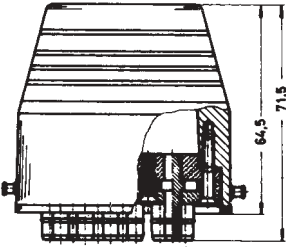
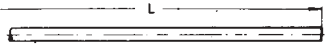

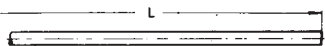
Please note the  
technical data on  
pages 2-7 and the  
max. working pressure  
on page 89

**Availability:** ● Short    ◐ Medium    ○ Long

	Number of elements	End connections: A Connection for flexible, numbered plastic lines, made of Rilsan od 4 mm, id 2 mm or od 4 mm id 2,7 mm B Connection for flexible, numbered plastic lines, made of Rilsan od 6 mm, id 4 mm	Part No.		Weight [g]
			Free half	Fixed half	
<b>Free half</b> Straight and inclined entry 	12 Stift    Buchse 	12 x Quick push connection B	90410-1-LT002-PA-1-Z04-AB	90410-4-FT002-PA-1-Z03-AB	550 280
	13 	4 x Quick push connection A 9 x Quick push connection B	90410-1-LT004-PA-1-Z04-AD	90410-4-FT004-PA-1-Z03-AD	520 280
	14 	8 x Quick push connection A 6 x Quick push connection B	90410-1-LT003-PA-1-Z04-AC	90410-4-FT003-PA-1-Z03-AC	510 270
	15 	12 x Quick push connection A 3 x Quick push connection B	90410-1-LT005-PA-1-Z04-AE	90410-4-FT005-PA-1-Z03-AE	490 270
	<b>Fixed half</b>  	20 Stift    Buchse 	20 x Quick push connection A	90410-1-LT001-PA-1-Z04-AA	90410-4-FT001-PA-1-Z03-AA

Please note the technical data on pages 2-7 and the max. working pressure on page 89

Availability: ● Short    ◐ Medium    ○ Long

		Part No.	Materials		Weight [g]
	Hose-clamp for Type 90405 / 4-, 8-, 18-way (PG 21) for Type 90408 / 8-, 20-way (PG 29)	90405/549 90408/549	Macrolon Macrolon	● ●	25 48
	Ferrule Type 90405 / 18-way Type 90408 / 20-way	90405/510 90405/512	brass nickel-plated brass nickel-plated	● ●	1 1
	Assembly tool for push ferrule connection Type 90405 / 18-way Type 90408 / 20-way	90405/550 90405/558	steel, oil-burnished steel, oil-burnished	● ●	27 43
<p><b>Bridge connector</b></p>  <p><b>Blind half</b></p> 	<p>Bridge connector for Type 90405 / 18-way</p> <p>Ferrules for push-ferrule-connections must be ordered separately.</p> <p>Blind half for fixed side for Type 90405 / 18-way</p>	Standard: 90405-1-LT001-PA-1-Z03-AA Version U1: 90405-1-LT001-PA-1-Z03-AB Version U2: 90405-1-LT001-PA-1-Z03-AC Blind half for fixed 90405-6-LT003-PA-1-Z03-AA	Housing: light alloy hammergey enamel Carrier plates: Polyamide Elements: brass nickel-plated Seals: Buna, low friction	● ● ● ● ●	230 190
  	Hoselines for Fluidic-Multicouplings numbered single hose 4x1 (od 4 mm / id 2 mm) numbers 01-06, 11-16, 21-26 numbered 19-way hosebundle 4x1 (od 4 mm / id 2 mm) numbers 01-06, 11-16, 21-26 + neutral bending radius: min. 170 mm Single hose 6x1 (od 6 mm / id 4 mm)	7-112-04010-0000-WP 7-113-04010-0019-WP 7-112-06010-0000-WP	Soft Polyethylene Soft Polyethylene Soft Polyethylene, black	● ● ●	